

RG-RAP6260(H) Wi-Fi 6 AX6000 High-density Outdoor Access Point

DATASHEET



Highlights

- Ultra-fast 5.95Gbps outdoor AP, best-in-class Wi-Fi performance.
- Boost your Internet speed with 2.5GE uplink.
- Easily expand extra outdoor Wi-Fi with Reyee Mesh.
- Extra-distance access point deployment with SFP port.
- IP68 protection, rock-solid in harsh environments.

/ Highlight Features

Build Ultra-fast Outdoor Wi-Fi 6



WiFi 6
Wi-Fi 6
AX6000

High Density
Access

2.5GE Port
SFP Port

Reyee
Mesh

Free Cloud
Management

Best-in-class Wi-Fi Performance

With a revolutionary combination of OFDMA and 1024QAM, the latest 802.11ax standard, the 160MHz band, and dual band 4x4 MU-MIMO, RG-RAP6260(H) wireless aggregation rate reaches 5.95Gbps.



/ Highlight Features

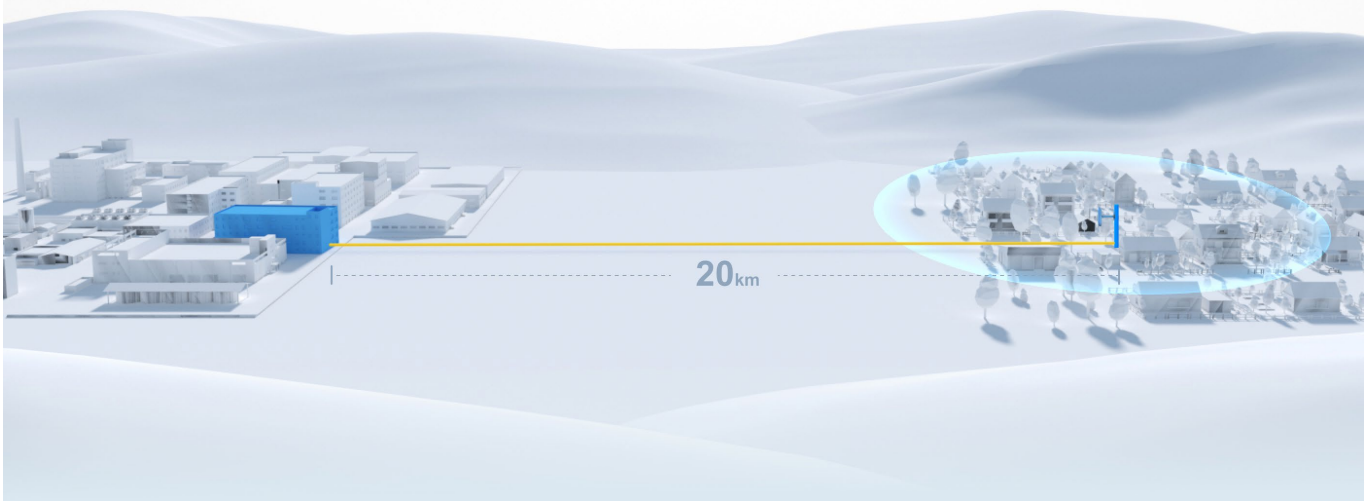
Easily Add Extra Outdoor Wi-Fi with Reyee Mesh

Less wiring, more relaxing



Support Extra-Distance Access Point Deployment


With **gigabit SFP** port, the device supports up to **20km** transmission from datacenter with single mode fiber



/ Highlight Features

Boost Your Internet Speed with 2.5Gbps Uplink

Build network for future, protect your investments.



Rock-solid in Harsh Environments

Adopts completely sealed, waterproof, dustproof, moisture proof and flame-retardant, wind erosion protection, Wide Temperature range, and 4kV surge protection design.



IP68
Protection

4kV Lighting
Protection


WiFi 6 AX
Wind Erosion
Protection

-40°C ~ 65°C
Flame-Retardant

Highlight Features

Omni-directional Coverage with Long Range

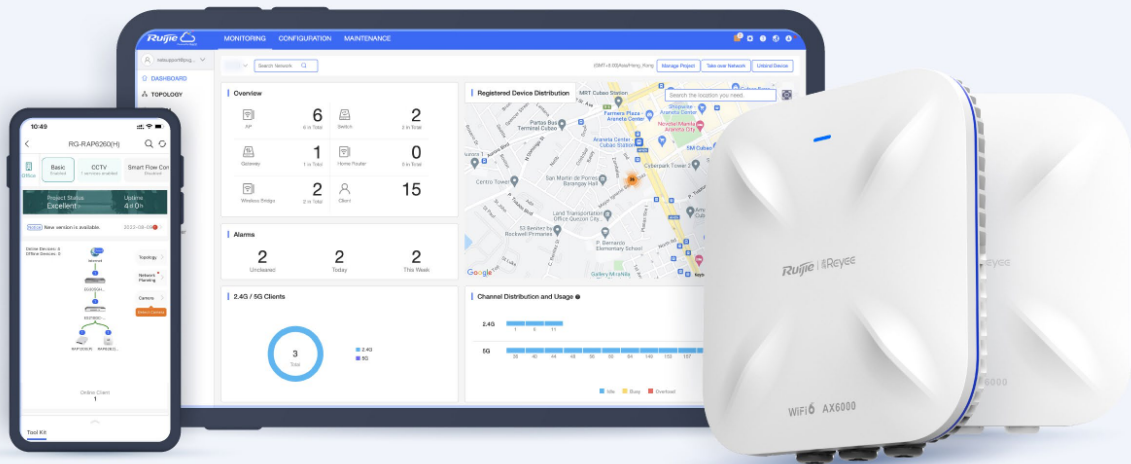
Built-in 8 high gain antennas, supports full coverage with radius of 100 meters at 2.4GHz, and 300 meters at 5GHz*.



*The maximum range of Wi-Fi coverage is calculated based on field tests. The real transmission range may vary, according to the environment, receiving device, etc.

Cloud, Make Your Business Easy

- Remote monitoring
- Remote Wi-Fi management
- Cloud portal authentication
- Wireless intelligent optimization



Specifications

Basic Feature	
Wi-Fi Standards	Wi-Fi 6 (IEEE 802.11ax) Wi-Fi 5 (IEEE 802.11ac Wave 2) Wi-Fi 4 (IEEE 802.11n) IEEE 802.11a IEEE 802.11b/g
MIMO	2.4GHz, 4x4, MU-MIMO 5GHz, 4x4, MU-MIMO
Max. Wi-Fi Speed	2.4GHz: 1148Mbps 5GHz: 4804Mbps
Antenna	8
Antenna Type	Built-In Omnidirectional
Antenna Gain	2.4GHz: 3dBi 5 GHz: 4dBi
Transmit Power	Frequency bands using and the max EIRP: Note: Country specific restrictions apply European Union & United Kingdom 2400-2483.5 MHz, EIRP≤ 20 dBm 5470-5725 MHz, EIRP≤ 30 dBm United States: 2400-2483.5 MHz, max output power≤30dBm & EIRP ≤ 36 dBm 5150-5250 MHz, max output power≤30dBm & EIRP ≤ 36 dBm 5250-5350 MHz, max output power<24dBm & EIRP ≤ 30 dBm 5470-5725 MHz, max output power<24dBm & EIRP ≤ 30 dBm 5725-5825 MHz, max output power≤30dBm & EIRP ≤ 36 dBm Myanmar : 2400-2483.5 MHz, EIRP ≤ 23 dBm 5725-5825 MHz, EIRP ≤ 30 dBm Thailand: 2.4 GHz to 2.4835 GHz: 20 dBm 5.470 GHz to 5.725 GHz: 30 dBm 5.725 GHz to 5.825 GHz: 30 dBm Indonesia: 2400-2483.5MHz, EIRP ≤ 36 dBm 5725-5825MHz, EIRP ≤ 36 dBm Egypt: 2400-2483.5 MHz, EIRP ≤ 20 dBm 5150-5350 MHz, EIRP ≤ 23 dBm
Fixed Ports	1 x 100/1000/2500 Base-T port 1 x 1GBase-X SFP port 1 x DC port 1 × Reset button

/ Specifications

Basic Feature	
Max. Clients	512
Recommended Clients	130
Max. SSIDs	8
Recommended Wi-Fi Coverage Radius	2.4GHz: 50 meters 5GHz: 150 meters The Wi-Fi coverage is related to the installation environment of the access point.
Max. Wi-Fi Coverage Radius	300 meters
Operation Frequency Bands	802.11b/g/n/ax: 2.400 GHz to 2.4835 GHz 802.11a/n/ac/ax: 5.150 GHz to 5.350 GHz, 5.470 GHz to 5.725 GHz, 5.725 GHz to 5.850 GHz country-specific restrictions apply
Software Feature	
WLAN Basic Features	
Power Adjustment	✓
Frequency Bandwidth	2.4 GHz: Auto/20/40 MHz 5 GHz: Auto/20/40/80/160 MHz
Roaming	Layer 2 roaming Layer 3 roaming 802.11k/v/r
OFDMA	✓
Beamforming	✓
WMM	✓
Radar Signal Detection and Frequency Hopping (DFS)	✓
WLAN Security	
Wi-Fi Password	16 Digits
Security Mode	WPA-PSK, WPA2-PSK, WPA/WPA2-PSK
Blacklist and Whitelist	✓

/ Specifications

Software Feature	
Enhanced User Experience	
Wi-Fi Optimization	✓
STA Limit	✓
Removing Low-RSSI STAs	✓
Adjusting Sending Rate of Beacon and Probe Response	✓
Syslog Recording Why Users Lose Connection	✓
Auto Channel and Power Adjustment on Cloud	✓
RSSI Threshold for STA Access	✓
Load Balancing	✓
Networks	
Network Access Mode	PPPoE Client DHCP Client Static IP
VLAN	✓
DHCP Server	✓
System	
Cloud Management	✓
APP Management	✓
APP Upgrade	✓
APP Restart	✓
Scheduled Restart	✓
Default Access/Password	10.44.77.254 The factory status password: admin
Local Upgrade	✓

/ Specifications

System

Online Upgrade	✓
Dual-bin Backup	✓
Factory Reset	✓
Language	Chinese English
System Log	✓
Diagnostics	✓
Network Check	✓

Physical

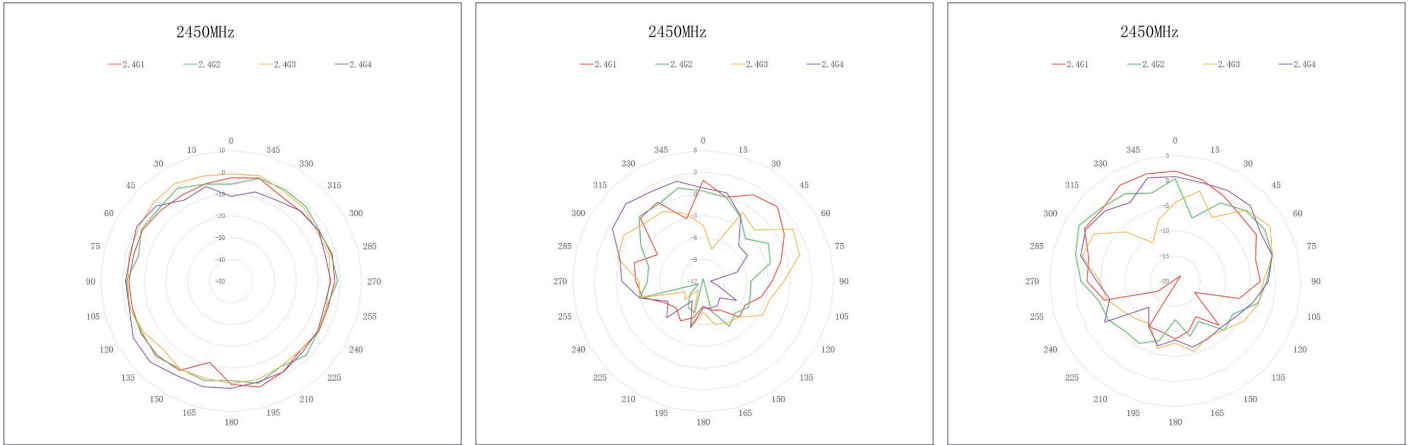
LED Indicator	1 × System LED indicator
Buttons	1 × Reset button
Dimensions (W × D × H)	298mm×298mm×65mm (Without Mounting Bracket)
Weight	Main Unit: 3.5 kg Mounting Bracket: 1.35kg
DC Port Dimensions	Outer Diameter: 5.5 mm Inner Diameter: 2.1 mm Length: 10 mm
Installation	Wall-Mountable/Pole-Mountable
Mounting Bracket Dimensions (W × D × H)	124 mm x 120 mm x 35 mm
Mounting Hole Pattern	65 mm x 105 mm
Mounting Hole Diameter	9 mm
Pole Diameter	70 mm to 140 mm
Power Supplies	IEEE 802.3bt PoE DC 48V/1A
Power Consumption	≤ 40W
PoE Power Budget	NA

Specifications

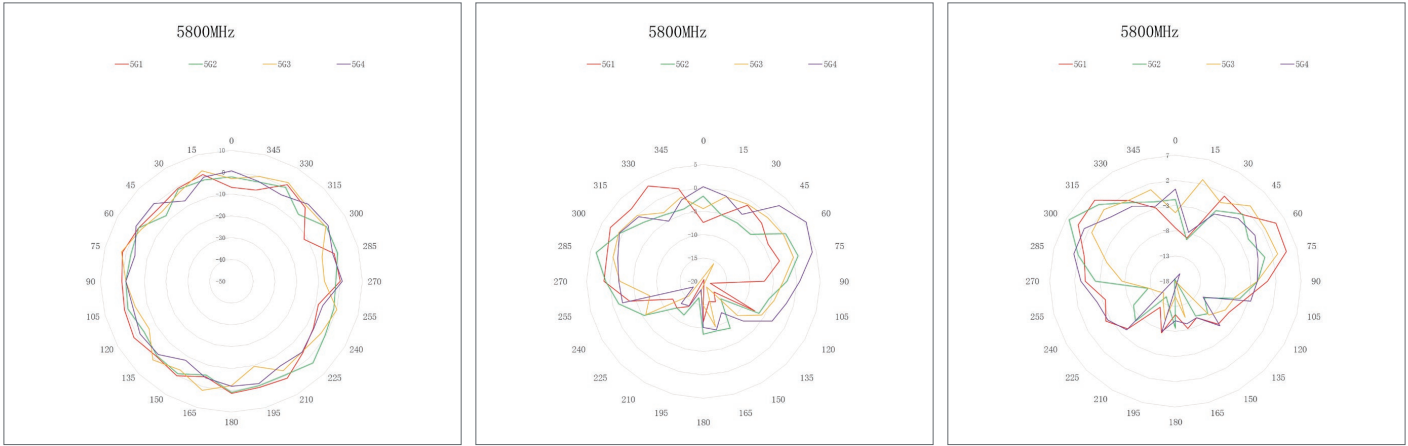
Physical	
Environmental	
Operating Temperature	-40°C ~ 65°C
Storage Temperature	-40°C ~ 85°C
Operating Humidity	0% to 100% Noncondensing
Storage Humidity	0% to 100% Noncondensing
IP(Ingress Protection)	IP68
Port Surge	4kV
MTBF	>400000H

Antenna Schematic

2.4GHz



5GHz



Package Contents

Package Information	RG-RAP6260(H)
Access Point	1
Hose Clamp	2
Mounting Plate	1
M8 x 20 Screws	4
M8 x 60 Expansion Anchors	4
Cable Gland for SFP Port	1
Cable Gland for Ethernet Port (Pre-installed on the access point)	1
SFP Port Plug (Pre-installed on the access point)	1
Mounting Arm	1
DC Connector Plug (Pre-installed on the access point)	1
Cable Gland for DC Connector	1
Grounding Cable	1
User Manual	1
Package Weight	5.47 kg
Package Dimension (w x d x h)	395 mm x 395 mm x 197 mm



 **R**edefine your **e**asy network

Copyright ©2000-2023 Ruijie Networks Co., Ltd. All rights reserved.

No part of this document may be reproduced or transmitted in any form or any means without prior written consent of Ruijie Networks Co., Ltd.

Notice

This content is applicable only to regions outside the China mainland. Ruijie Networks Co., Ltd. reserves the right to interpret this content.

The information contained herein is subject to change without notice. Nothing herein should be construed as constituting an additional warranty. Ruijie Networks Co., Ltd. shall not be liable for technical or editorial errors or omissions contained herein.



Ruijie Networks Co., Ltd.
Building 19, Juyuanzhou Industrial Park, No.618 Jinshan
Road, Cangshan District, Fuzhou, Fujian, China
Website: <https://www.ruijienetworks.com>